

*Agata Niemczyk*  
*Uniwersytet Ekonomiczny w Krakowie*

## **FREE TIME AS A DETERMINANT OF ECONOMIC DEVELOPMENT CULTURAL CONTEXT**

### **Czas wolny jako czynnik rozwoju gospodarczego kontekst kulturowy**

*The article presents the results of the analysis of the interplay between free time and economic development of a region. Since culture is one of the ways of spending one's free time, the main objective of this article is the presentation of interdependencies between the level of development of the cultural function of a region and the level of its economic development. Published GUS data referring to Polish voivodships were used and their availability set the timeframe of the research which covered the years 2005 – 2013. Theoretical considerations describing the relation between free time and economic development were preceded by empirical analyses.*

**Key words:** free time, economic development, voivodship, cultural function of regions

#### **Introductions**

It cannot be denied that a region's economic development is shaped by many factors. Free time, amongst these factors is the one with a significant role. On the other hand, this factor per se is determined by the economic development. Thus the relation between both categories is mutual. The term *free time* is capacious and refers to different spheres of leisure management – including participation in culture. The above provided the grounds for drawing attention to the region's cultural function, which is the phenomenon not yet considered in the literature on the subject.

The purpose of this article is to show the interdependency between free time and economic development of a region, and since culture is one of the ways of spending one's free time, the main objective of this article is the presentation of interdependencies between the level of development of the cultural function of a region and the level of its economic development. The main purpose defined in such way allowed formulation of the following specific objectives: 1) presentation of free time categories and culture as one of the forms of spending it; 2) description of relationships emerging between free time and economic development; 3) creation of the indicators for: cultural function and economic development of Polish voivodships; 4) identification of direction and strength of dependency between the cultural function of Polish voivodships and the level of their economic development.

The following questions were raised in this context:

1. Which of the researched voivodships reported the strongest interdependency between the level of development of the region's cultural function and the level of its economic development?

2. Are the changes in the level of development of the region's cultural function revealed in the researched period in particular voivodships proportionate to the changes in the level of economic development of these regions (e.g. did they keep the role of a leader; has the distance between the strongest and weakest voivodships decreased in this respect?)

In order to achieve the objectives, the literature review and results of own research conducted on the published GUS data were used. The availability of the latter set the timeframe of the studies which covered the years 2005-2013.

## Theory and background

Free time is an essential element of each individual's life. Growing interest in free time comes from a belief that it plays a significant role in social and economic processes. Free time in its "pure" form<sup>1</sup> is understood as either specific set of behaviour applied during free time<sup>2</sup> or a state of mind<sup>3</sup>. According to M. Bombol "free time is the time when one can project their own ability to work and also the time of consumption of disposable income from work during both working life and after"<sup>4</sup>.

As economic category free time should be considered in terms of market system, namely<sup>5</sup> demand-for-free time market, free time-creating market and free time-serving market; it may be used for tourism, culture, sport and other forms which match one of the distinguished markets, that is free time-serving market. More precisely, the following ways of taking advantage of free time are singled out:

– participation in culture: 1) getting into physical contact with material carriers of cultural content and values (books, paintings) by purchasing or borrowing them and while reading, listening, looking at and collecting them; 2) visiting facilities, institutions and cultural facilities (theatres, operas, operettas, philharmonics [*stage culture*], cinemas, museums, exhibitions, etc.); 3) watching television and listening to the radio, watching films on DVDs and Blu-Ray, using VOD service and the like; 4) using the Internet and other forms of digital data transmission (*culture through computer and mobile devices*, so called *virtualisation of culture*)<sup>6</sup>;

– participation in entertainment;

– participation in sport and active recreation;

---

<sup>1</sup> E.g. S. Simpson, C. Yoshioka: Aristotelian view of leisure: An outdoor recreation perspective. *Leisure Studies* 11/1992, pp. 219-231.

<sup>2</sup> E.g. D. Looseley: Joffre Dumazedier, Toward a society of leisure. *International Journal of Cultural Policy* 16(1)/2010.

<sup>3</sup> E.g. P. Heintzman, R.C. Mannell: Spiritual function of leisure and spiritual well being: Coping with time pressure. *Leisure Science* 25/2003, pp. 207-230.

<sup>4</sup> M. Bombol: Czas wolny jako kategoria diagnostyczna procesów rozwoju społeczno-gospodarczego.. *Monografie i Opracowania* 555. SGH, Warsaw 2008, pp. 16-17.

<sup>5</sup> A. Niemczyk: Turystyka – sposób na zagospodarowanie czasu wolnego (na przykładzie mieszkańców powiatu nowosądeckiego. *Handel Wewnętrzny* 4/2013., pp. 131-142.

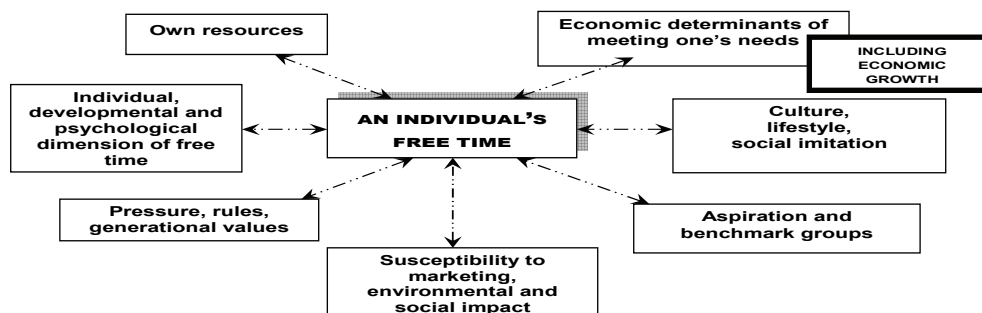
<sup>6</sup> A. Niemczyk: Wirtualizacja kultury. *Świat Marketingu* 6/2008. [http://www.swiatmarketingu.pl/index.php?rodzaj=01&id\\_numer=627349](http://www.swiatmarketingu.pl/index.php?rodzaj=01&id_numer=627349) [Accessed: 04.2015].

- participation in tourism;
- self-fulfilment, including self-learning.

On the one hand the aforementioned forms of spending free time are applied by those individuals who have a lot of free time (like the unemployed or pensioners) and on the other – those who have much less of it (working people). Irrespective of that a tendency to increase the amount of free time is revealed<sup>7</sup>. This however does not prejudice the fact that increased amount of free time results in making better use of it. That is actually determined by many factors. The truth is that the quantity and quality of using free time is mainly determined by the level of economic development. The pace of economic growth defines the condition of the three (mentioned above) market systems referring to free time and accounts for the conditions of:

- its creation – in terms of the quantity and financial capability of an individual;
- its management – in terms of infrastructure, including meeting cultural needs.

On the other hand, the quantity and quality of an individual's free time is determined by many other factors compiled in Fig. 1.



**Figure 1.** Determinants of an individual's free time

Source: Own compilation based on M. Bombol, A. Dąbrowska: Czas wolny. Konsument. Rynek. Marketing. LIBER. Warsaw 2003, p. 82.

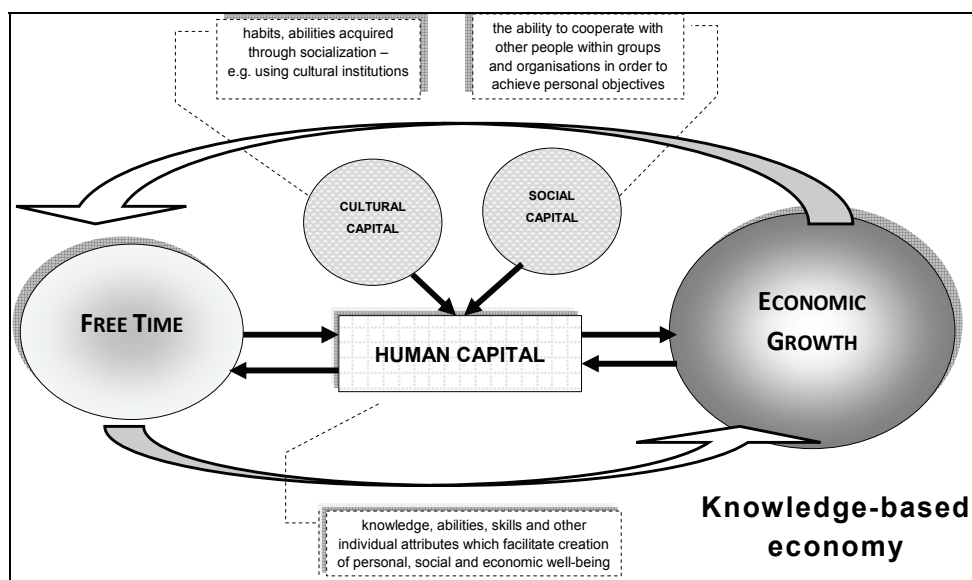
Taking those determinants into consideration, nearly all of them have their source in the social environment of an individual. In other words, in the family, where the individual's cultural capital is formed, at school – while learning, when the cultural capital is also formed, at work – while making professional career and while interaction with the social environment (in public space and debate). It is hard not to notice that the areas mentioned define the individual's social capital. According to R. Putnam<sup>8</sup> social capital is a cultural phenomenon belonging to the community (social networks) and not individuals who create one. The essential component of social capital is trust which guarantees maximizing the common good. According to P. Sztompka<sup>9</sup> trust defines “the

<sup>7</sup> A. Niemczyk: Turystyka jako forma zagospodarowania czasu wolnego [in:] Jakość usług turystycznych a ochrona praw konsumenta. T. Burzyński, M. Żemła (eds). GWSH. Katowice 2007, p. 19.

<sup>8</sup> R. Putnam: Bowling alone: The collapse and revival of American community. Touchstone Books. New York 2000; E. Putnam: Better together. Restoring the American community. Simon & Schuster. New York 2003.

<sup>9</sup> P. Sztompka: Zaufanie. Fundament społeczeństwa. Wydawnictwo Znak. Kraków 2007, p. 244.

most precious form of social capital”. F. Fukuyama<sup>10</sup> assumes that the level of trust between the residents of a town determines social and economic development and the ability to compete with other countries. According to this author social capital is created by the cultural mechanisms such as religion, tradition and historical aspects. The mechanisms of culture shall define the cultural capital identified as “social position of a family environment where the socialization process of an individual (so called social background) and mental well-being were taking place”<sup>11</sup>. Cultural capital may be shaped by participation in culture, as A. Kłosowska<sup>12</sup> says, the participation in three systems of culture including institutionalized participation (the second system of culture) and media participation (the third system of culture). Obviously, using free time is not limited to culture, and the socialization process (see Fig. 2) lasts throughout the whole life of a person and is also expressed by either tourist or recreational and sports activities.



**Figure 2.** Dependencies between free time, cultural capital and economic development

Source: Own compilation based on: J. Czapiński: Kapitał ludzki i kapitał społeczny a dobrobyt materialny: polski paradoks. Zarządzanie Publiczne 4/2008; The Well-being of Nations, The Role of Human and Social Capital. 2001. OECD Publishing, p. 18.

In light of the above it should be stressed that:

- economic development has an impact on free time of an individual;
- quantity and quality of an individual’s free time are shaped by cultural capital (socialization process in relation to cultural institutions);

<sup>10</sup> F. Fukuyama: Zaufanie. Kapitał społeczny a droga do dobrobytu. PWN. Warsaw-Wrocław 1997, p. 39.

<sup>11</sup> J. Czapiński: Kapitał ludzki i kapitał społeczny a dobrobyt materialny: polski paradoks. Zarządzanie Publiczne 4/2008.

<sup>12</sup> A. Kłosowska: Socjologia kultury. Wydawnictwo Naukowe PWN. Warsaw 2007.

– quantity and quality of an individual's free time is shaped by reciprocal relationship between the members of a group (social capital), which the individual belongs to.

On the other hand, it is explicitly noticed that the quantity and quality of particular individual's free time and thus the societies shall have impact on the economic development (see Fig. 2). It is prejudged by the fact that social and cultural capital which is related to the individual's free time influences its human capital (in the context of the previous considerations it is noted that also the human capital is shaped by economic development). According to B. Mięka human capital "consists of joint resources whose carriers are people themselves, in particular knowledge, health, values, norms, attitudes, opinions, and the like"<sup>13</sup>. The theory of human capital was discussed by numerous economists. The one particularly worth mentioning is the opinion of G. Becker who attempted to prove that the resources of knowledge, capabilities and health embodied in each person already constitute the human capital. Each person's ability to work and earn derives from these resources therefore they become the source of satisfaction in terms of being a consumer. Broad investment in human capital according to Becker means "all activities that have impact on the future financial and physical income by increasing the resources in people"<sup>14</sup>.

In knowledge-based economy typical of the 21<sup>st</sup> century, the key to success is human capital. According to A. Koźmiński "knowledge-based economy is such economy where many enterprises run their activity and whose competitive advantage is based on knowledge"<sup>15</sup>. This definition was complemented by A. Bylicki with the following words: "where the mechanisms leading to the use of knowledge as means of increasing the competitiveness of enterprises work"<sup>16</sup>. Taking into consideration the source of competitive advantage it can be stated that knowledge-based economy is an economic system which uses its economic potential related to intellectual potential of the employees; the condition of intellectual potential is in a way determined by quantity and quality of spending free time.

Last but not least, free time is the time of consumption. "The societies could purchase and consume more, if they had more free time to spare. Free time influences consumption in a similar way as income. The more income an individual has, the higher their consumption might become, and so the standard of living"<sup>17</sup>.

Summing up, it can be stated that free time is a factor shaping economic development. As M. Bombol says "free time facilitates and accompanies the processes of development of both the individual and the society, and processes of economic development"<sup>18</sup>. Considering the fact that culture is one of the spheres of free time

---

<sup>13</sup> B. Mięka: Relacje jako element kapitału ludzkiego [in:] Budowanie relacji w zarządzaniu zasobami ludzkimi. J.S. Kardas (ed.). Wydawnictwo Studio Emka. Warsaw 2009, p. 93.

<sup>14</sup> G. Becker: Human Capital, New York 1975, p. 9.

<sup>15</sup> A. Koźmiński: Jak tworzyć gospodarkę opartą na wiedzy? [in:] Strategia rozwoju Polski u progu XXI wieku, Kancelaria Prezydenta RP i Komitet Prognoz Polska 2000 Plus. PAN. Warsaw 2001, p. 87.

<sup>16</sup> A. Bylicki: Uwagi dotyczące realizacji w Polsce programu budowy gospodarki opartej na wiedzy [in:] Gospodarka oparta na wiedzy. Perspektywy Banku Światowego. A. Kukliński (ed.) Scholar. Warsaw 2003, p. 123.

<sup>17</sup> C. Bywalec, L. Rudnicki: Konsumpcja. PWE. Warsaw 2002, p. 72.

<sup>18</sup> M. Bombol: Czas wolny jako kategoria diagnostyczna procesów rozwoju społeczno-gospodarczego. Monografie i Opracowania 555. SGH, Warsaw 2008, p. 21.

management, further considerations were focused on culture per se – the category identified through the prism of the function of a region and its relation to the economic development thereof.

## Material and methods

One of the rudimentary issues undertaken in this article is the cultural function of a region. Adapting the term of tourism function and following A. Matczak's<sup>19</sup> stance, a region's cultural function should be understood as socio- economic activity of an area dedicated to provide service to the consumers of cultural goods and services while the activity is conducted in the national economy system. The area (region) is a certain singled out part of a larger territory. Its delimitation is run with the use of various criteria, including statistical criterion proposed by EU, according to which the European territory was divided into so called NUTS. In Polish conditions NUTS 2 refers to the level of voivodships which became the subject of this study.

Another term that requires defining is economic development. This term refers to the process of positive quantitative and qualitative changes in the area of any economic activity of a particular society in terms of time and space.

The diagnosis of development of the cultural function and economic development of Polish voivodships requires collecting numerical data in the subsequent periods within the timeframe. Suppose that the study covers  $n$  periods. Registered statistical data may be presented in this case in the form of a data cube.  $X$  axis presents the dimension of objects,  $y$  axis – the dimension of variables, and  $t$  axis – the dimension of time<sup>20</sup>.

In order to indicate the synthetic index of the cultural function of a region the following nine diagnostic variables were used<sup>21</sup> representing both supply side and demand side of the phenomenon in question: 1) a collection of books in public libraries in volumes per one thousand people; 2) number of borrowings in volumes per one person; 3) number of people per one seat in theatres and music institutions; 4) number of viewers and listeners in theatres and music institutions per one thousand people; 5) number of people per one seat in the cinemas; 6) number of viewers in the cinemas per one thousand people; 7) number of people per one museum, museum exhibition; 8) number of visitors to the museums per one thousand people; 9) computer with internet access (percent of all households).

---

<sup>19</sup> A. Matczak: Problemy badania funkcji turystycznej miast Polski Acta Universitatis Lodziensis. Turyzm 5/1989.

<sup>20</sup> Due to the limit of the publication volume, more in e.g. A. Zeliaś (ed.): Taksonomiczna analiza przestrzennego zróżnicowania poziomu życia w Polsce w ujęciu dynamicznym. Wydawnictwo Akademii Ekonomicznej w Krakowie. Kraków 2000.

<sup>21</sup> A set of diagnostic characteristics was first determined by substantive value and availability of statistical data. The final set of diagnostic characteristics was set by means of elimination of statistical data: highly correlated (the assumed value of correlation coefficient equalled or exceeded 0.85) of low variability (the assumed value of variability index equalled or was less than 10).

In order to calculate the synthetic index of economic development<sup>22</sup> of a region the following five diagnostic variables were used, namely: 1) the number of natural persons running business activity per one hundred people at working-age; 2) investment outlays per one resident in PLN; 3) expenditures on R&D per one person in PLN; 4) the value of fixed assets per one person in PLN; 5) sold production of industry per one person in PLN.

In the analysed set of diagnostic characteristics one can find the values of different direction of impact on the studied subject. In order to gain comparability of the input variables the procedure of so called normalisation was applied and the formula for ratio-metric transformation<sup>23</sup>.

## Results and discussion

Pertinent calculations based on empirical data obtained from the published GUS data, i.e. from the GUS Bank of Local Data and Statistical Yearbook for Voivodship allowed calculating the synthetic index of the level of cultural function's development of the Polish voivodships under study in 2003-2013. Detailed data is presented in Table 1. Basing on it, it is concluded that the leader region in terms of cultural function in the studied period was the Voivodship of Mazovia. At the other end in this respect was the Voivodship of Lublin in both the first and the last year of the study. The distance between the values of the synthetic index of the level of cultural function's development in the region with the highest index in this respect and the lowest – increased. If in 2005 this distance was 0.258, in 2013 it was 0.349.

**Table 1.** The synthetic index of the level of cultural function's development of Polish voivodships in the years 2003-2013

Voivodship	2005	2006	2007	2008	2009	2010	2011	2012	2013
The Voivodeship of Lower Silesia	0.515	0.546	0.587	0.640	0.663	0.657	0.640	0.643	0.681
The Voivodeship of Cuiavia & Pomerania	0.473	0.492	0.525	0.560	0.575	0.574	0.584	0.591	0.603
The Voivodeship of Lublin	0.383	0.394	0.424	0.440	0.458	0.459	0.467	0.466	0.484
The Voivodeship of Lubusz	0.429	0.438	0.436	0.520	0.568	0.537	0.532	0.563	0.625
The Voivodeship of Łódź	0.435	0.476	0.490	0.497	0.524	0.529	0.548	0.552	0.562
The Voivodeship of Lesser Poland	0.612	0.630	0.651	0.677	0.706	0.717	0.734	0.711	0.731

<sup>22</sup> The set of diagnostics characteristics in this case was limited to the ones included in the context. The author is familiar with the wide spectrum of characteristics describing a broader phenomenon of socio-economic development covering inter alia the availability of cultural services. See: A. Niemczyk, T. Załona. Funkcja turystyczna polskich makroregionów w aspekcie społeczno-ekonomicznym pierwszej dekady członkostwa w UE, [in:] Gospodarka turystyczna w regionie. Przedsiębiorstwo. Samorząd. Współpraca, red. A. Rapacz, Prace Naukowe Uniwersytetu Ekonomicznego we Wrocławiu nr 379, Wrocław 2015, s. 13-22. However here they are treated separately in the form of the features describing the cultural function of regions. Therefore, the focus was only on the economic development identified through the prism of the variables included in the content.

<sup>23</sup> D. Strahl: Taksonomia struktur w badaniach regionalnych. Wydawnictwo Akademii Ekonomicznej we Wrocławiu. Wrocław 1998.

The Voivodeship of Mazovia	of	0.641	0.655	0.681	0.713	0.729	0.759	0.777	0.782	0.833
The Voivodeship of Opole	of	0.443	0.443	0.459	0.491	0.497	0.492	0.512	0.517	0.545
The Voivodeship of Sub-Carpathia	of	0.427	0.440	0.450	0.468	0.487	0.496	0.511	0.523	0.535
The Voivodeship of Podlussia	of	0.450	0.483	0.508	0.565	0.568	0.569	0.574	0.609	0.623
The Voivodeship of Pomerania	of	0.584	0.611	0.638	0.649	0.644	0.625	0.673	0.672	0.717
The Voivodeship of Silesia	of	0.508	0.549	0.579	0.601	0.619	0.620	0.621	0.623	0.618
The Voivodeship of Kielce	of	0.412	0.423	0.428	0.463	0.483	0.490	0.498	0.530	0.549
The Voivodeship of Varmia and Masuria	of	0.442	0.451	0.462	0.493	0.516	0.521	0.511	0.515	0.537
The Voivodeship of Greater Poland	of	0.506	0.541	0.559	0.574	0.589	0.598	0.608	0.614	0.617
The Voivodeship of Western Pomerania	of	0.513	0.524	0.515	0.530	0.542	0.553	0.555	0.560	0.561

Source: Own research.

Moreover, the undertaken study allowed noticing that in the whole analysed period, the fastest rate of changes in the development of the cultural function (measured by means of the geometric average of chain indices of dynamics) was observed in the Voivodships of Lubusz and Podlussia, respectively: 4.8% and 4.2% (see Fig. 3). The rate of these changes was by 1.2-1.4 percentage points higher than the average rate of changes for all the voivodships under study (3.0%). On the other hand, the lowest index in this respect was observed in the Voivodship of Western Pomerania, i.e. 1.1%.

When analysing the synthetic index of the level of economic development of Polish voivodships in 2005-2013 (see Table 2), growing dynamics is observed after 2009. As in the case of cultural function, the voivodship with the highest synthetic index of the level of economic development occurred to be the Voivodship of Mazovia. The situation is slightly different for the voivodships with the lowest indices in this respect. If the ranking list in 2005 was closed by the Voivodship of Lublin, in 2013 it was the Voivodship of Varmia and Masuria, which reached the index higher than the last but one on the list – the Voivodship of Lubusz only by 0.01.

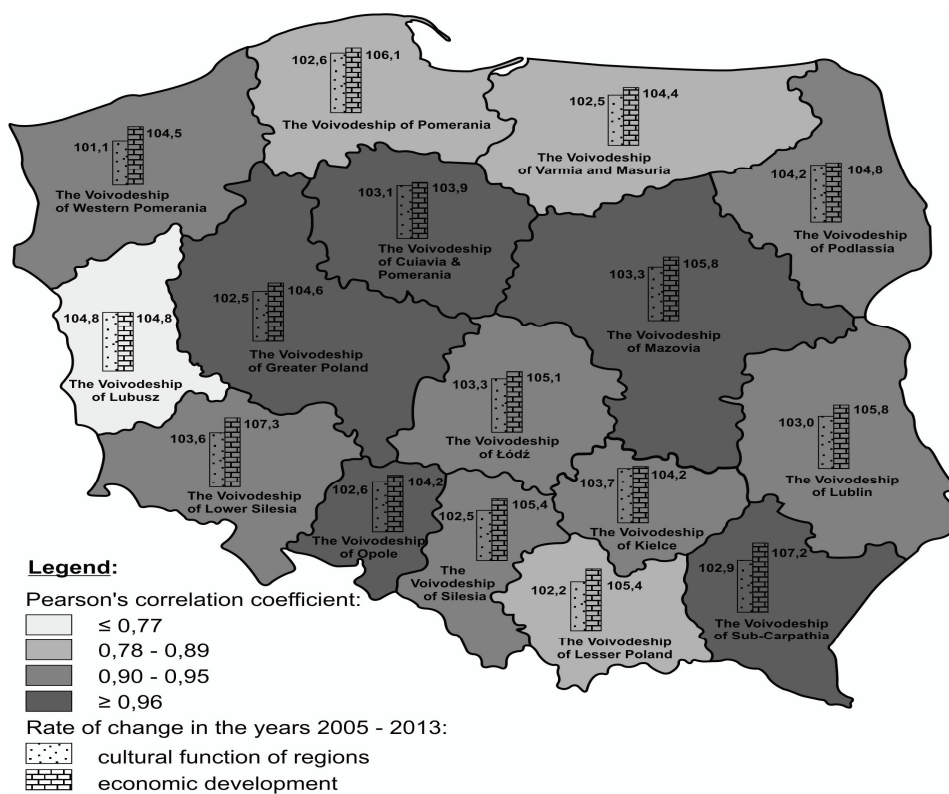
**Table 2.** The synthetic index of the level of economic development of Polish voivodships in the years 2005-2013

Voivodship	2005	2006	2007	2008	2009	2010	2011	2012	2013
The Voivodeship of Lower Silesia	0.384	0.467	0.521	0.551	0.564	0.583	0.623	0.659	0.674
The Voivodeship of Cuiavia & Pomerania	0.345	0.361	0.393	0.427	0.451	0.446	0.468	0.467	0.468
The Voivodeship of Lublin	0.270	0.280	0.316	0.336	0.345	0.369	0.402	0.434	0.423
The Voivodeship of Lubusz	0.367	0.385	0.427	0.423	0.436	0.525	0.542	0.516	0.535
The Voivodeship of Łódź	0.393	0.407	0.453	0.479	0.466	0.492	0.547	0.594	0.587
The Voivodeship of Lesser Poland	0.382	0.406	0.440	0.465	0.460	0.497	0.535	0.577	0.580
The Voivodeship of Mazovia	0.633	0.676	0.745	0.817	0.811	0.859	0.910	0.940	0.994



Mazovia										
The Voivodeship of Opole	0.344	0.361	0.400	0.418	0.433	0.441	0.458	0.455	0.477	
The Voivodeship of Sub-Carpathia	0.283	0.306	0.330	0.349	0.354	0.414	0.460	0.469	0.492	
The Voivodeship of Podlissia	0.308	0.321	0.344	0.366	0.367	0.388	0.432	0.423	0.449	
The Voivodeship of Pomerania	0.412	0.446	0.498	0.539	0.580	0.564	0.611	0.674	0.661	
The Voivodeship of Silesia	0.422	0.462	0.512	0.547	0.568	0.585	0.639	0.645	0.643	
The Voivodeship of Kielce	0.310	0.324	0.359	0.406	0.414	0.436	0.445	0.450	0.432	
The Voivodeship of Varmia and Masuria	0.300	0.316	0.348	0.362	0.367	0.395	0.432	0.439	0.422	
The Voivodeship of Greater Poland	0.451	0.477	0.514	0.555	0.558	0.574	0.616	0.661	0.649	
The Voivodeship of Western Pomerania	0.396	0.425	0.448	0.490	0.486	0.498	0.516	0.546	0.564	

Source: Own research.



**Figure 3.** Pearson's correlation coefficient between the level of cultural function development and economic development of particular voivodships in Poland in the years 2005-2013 and annual average rate of changes in these factors

Source: Own research.

Unfortunately, during these nine years the distance between the values of synthetic index of the level of economic development between the region with the highest level in this respect and the weakest region – grew from 0.363 in 2005 to as much as 0.572 in 2013.

Data summarized in Fig. 3 allow concluding that the most dynamic rate of changes in the economic development in Poland was observed in the following voivodships: Lower Silesia and Sub-Carpathia – respectively 7.3% and 7.2%. The annual average rate for all voivodships under study equalled 5.2%. The lowest rate of changes was noted in the Voivodship of Cuiavia and Pomerania, namely 3.9%.

The subject of analysis herein was also the search for a relationship between the level of development of cultural function and the level of economic development of Polish voivodships in the years 2003-2013. Considering the data presented in Fig. 3 one can see positive dependencies between both categories – the strongest in the voivodships of Cuiavia and Pomerania, Mazovia, and also of Sub-Carpathia and Opole. This proves the existence of positive strong relationship (Pearson's correlation coefficient ranged between 0.99 and 0.96) between the level of development of culture and the level of economic development of the above regions. Weaker in comparison to the aforementioned regions, yet positive dependencies were revealed in the following voivodships of: Lubusz (0.769) and Varmia and Masuria (0.875), which subsequently represented the lowest scale of the categories in question.

## Conclusions

The above considerations allow drawing the conclusions which also allow achieving the objective and resolving the research problems:

1. The highest level of development of cultural function and of economic development in the years 2005-2013 was granted to the Voivodship of Mazovia.
2. In 2013 the Voivodship of Mazovia reached the level of development of the cultural function nearly twice higher than the Voivodship of Lublin – the weakest in this respect.
3. There is a positive dependency between the level of development of the region's cultural function and the level of its economic development. It may be stated that the investment in human capital (cultural development of an individual – institutionalized and media participation) determine more dynamic economic growth (confirmed by G. Becker's views).
4. In the years 2005 – 2013 the most dynamic change in development of the cultural function (measured with the geometric average of chain indices of dynamics) was noted in the Voivodships of Lublin and Podlattia.
5. In all voivodships covered by the study there is a strong positive dependency between the development of region's cultural function and its economic development.
6. The strongest dependency regarding the aforementioned category was observed in the Voivodship of Cuiavia and Pomerania (0.99) and of Mazovia (0.98).

Being aware of the changing surroundings of the functioning of spatial units, changing needs of their residents including in the scope of cultural needs, the regularities described in the article should be monitored. It should be taken into account that it forms an excellent foundation for the further discussion and should be subject to further

modifications, e.g. in terms of the variables describing the categories herein, which are selected according to their availability. Certainly, such activities shall become the topic of future studies of the author.

## References

- Becker G.: Human Capital, New York 1975.
- Bombol M.: Czas wolny jako kategoria diagnostyczna procesów rozwoju społeczno-gospodarczego. Monografie i Opracowania 555. SGH, Warsaw 2008.
- Bombol M., Dąbrowska A.: Czas wolny. Konsument. Rynek. Marketing. LIBER. Warsaw 2003.
- Bylicki A.: Uwagi dotyczące realizacji w Polsce programu budowy gospodarki opartej na wiedzy [in:] *Gospodarka oparta na wiedzy. Perspektywy Banku Światowego*. A. Kukliński (ed.) Scholar. Warsaw 2003.
- Bywalec C., Rudnicki L.: Konsumpcja. PWE. Warsaw 2002.
- Czapiński J.: Kapitał ludzki i kapitał społeczny a dobrobyt materialny: polski paradoks. *Zarządzanie Publiczne* 4/2008.
- Fukuyama F.: Zaufanie. Kapitał społeczny a droga do dobrobytu. PWN. Warsaw-Wrocław 1997.
- Heintzman P., Mannell R.C.: Spiritual function of leisure and spiritual well being: Coping with time pressure. *Leisure Science* 25/2003.
- Kłoskowska A.: Socjologia kultury. Wydawnictwo Naukowe PWN. Warsaw 2007.
- Koźmiński A.: Jak tworzyć gospodarkę opartą na wiedzy? [in:] *Strategia rozwoju Polski u progu XXI wieku, Kancelaria Prezydenta RP i Komitet Prognoz Polska 2000 Plus*. PAN. Warsaw 2001.
- Looseley D.: Joffre Dumazedier, Toward a society of leisure. *International Journal of Cultural Policy* 16(1)/2010.
- Matczak A.: Problemy badania funkcji turystycznej miast Polski. *Acta Universitatis Lodziensis. Turyzm* 5/1989.
- Mikuła B.: Relacje jako element kapitału ludzkiego [in:] *Budowanie relacji w zarządzaniu zasobami ludzkimi*. J.S. Kardas (ed.). Wydawnictwo Studio Emka. Warsaw 2009.
- Niemczyk A.: Turystyka jako forma zagospodarowania czasu wolnego [in:] *Jakość usług turystycznych a ochrona praw konsumenta*. T. Burzyński, M. Żemła (ed.). GWSH. Katowice 2007.
- Niemczyk A.: Wirtualizacja kultury. *Świat Marketingu* 6/2008; [http://www.swiatmarketingu.pl/index.php?rodzaj=01&id\\_numer=627349](http://www.swiatmarketingu.pl/index.php?rodzaj=01&id_numer=627349) [Accessed: 04.2015].
- Niemczyk A.: Turystyka – sposób na zagospodarowanie czasu wolnego (na przykładzie mieszkańców powiatu nowosądeckiego). *Handel Wewnętrzny* 4/2013.
- Niemczyk A, Załona T.: Funkcja turystyczna polskich makroregionów w aspekcie społeczno-ekonomicznym pierwszej dekady członkostwa w UE, [in:] *Gospodarka turystyczna w regionie. Przedsiębiorstwo. Samorząd. Współpraca*, red. A. Rapacz, Prace Naukowe Uniwersytetu Ekonomicznego we Wrocławiu nr 379, Wrocław 2015.
- Putnam R.: *Bowling alone: The collapse and revival of American community*. Touchstone Books. New York 2000.
- Putnam R.: *Better together. Restoring the American community*. Simon & Schuster. New York 2003.
- Simpson S., Yoshioka C.: Aristotelian view of leisure: An outdoor recreation perspective. *Leisure Studies* 11/1992.
- Strahl D. (ed.): *Taksonomia struktur w badaniach regionalnych*. Wydawnictwo Akademii Ekonomicznej we Wrocławiu. Wrocław 1998.
- Sztompka P.: *Zaufanie. Fundament społeczeństwa*. Wydawnictwo Znak. Kraków 2007.
- The Well-being of Nations, The Role of Human and Social Capital*. 2001. OECD Publishing 2001.

Zeliaś A. (ed.): Taksonomiczna analiza przestrzennego zróżnicowania poziomu życia w Polsce w ujęciu dynamicznym. Wydawnictwo Akademii Ekonomicznej w Krakowie. Kraków 2000.

### **Streszczenie**

Artykuł przedstawia wyniki analizy zależności pomiędzy czasem wolnym a rozwojem gospodarczym regionu, a biorąc pod uwagę fakt, że wśród wielu sposobów spędzania czasu wolnego wymienia się kulturę, to głównym celem artykułu stało się przedstawienie zależności pomiędzy poziomem rozwoju funkcji kulturowej regionu a poziomem jego rozwoju gospodarczego. W pracy wykorzystano publikowane dane GUS odnośnie do polskich województw, a ich dostępność wyznaczyła zakres czasowy badania, który przypadł na lata 2005-2013. Analizy empiryczne poprzedziły rozważania teoretyczne opisujące relacje pomiędzy czasem wolnym a rozwojem gospodarczym.

**Słowa kluczowe:** czas wolny, rozwój gospodarczy, województwo, funkcja kulturowa regionu.

Informacje o autorze:

**Dr Agata Niemczyk**

Katedra Turystyki, Uniwersytet Ekonomiczny w Krakowie,

ul. Rakowicka 27; 31-510 Kraków,

e-mail: [agata.niemczyk@uek.krakow.pl](mailto:agata.niemczyk@uek.krakow.pl)